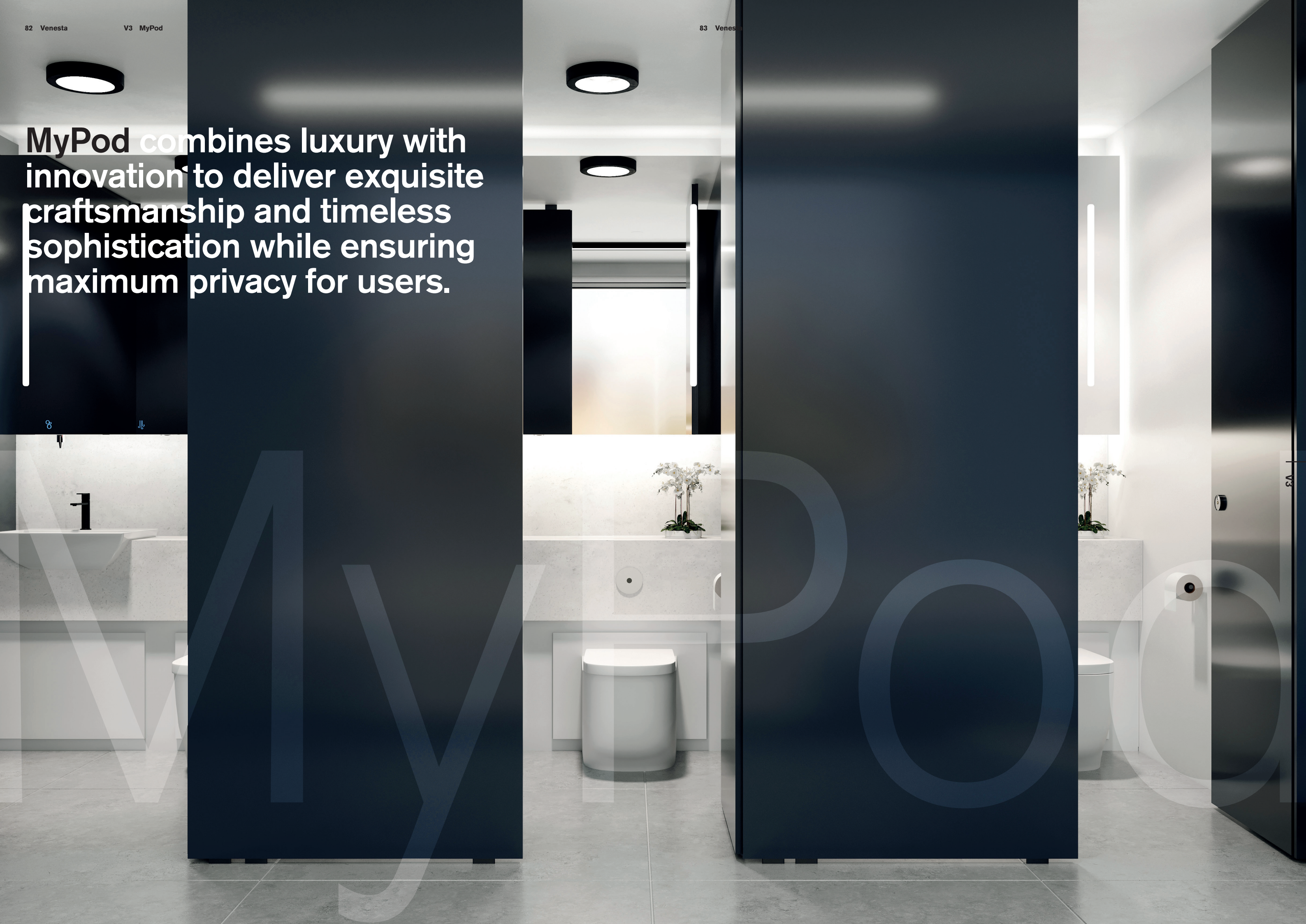


MyPod combines luxury with innovation to deliver exquisite craftsmanship and timeless sophistication while ensuring maximum privacy for users.



MyPod

MyPod is the latest washroom concept that offers a single occupancy design, encapsulating all necessary amenities into one washroom system. Suitable for standalone rooms and cubicle settings, MyPod ensures maximum privacy for users. Specify MyPod in 4 premium finishes, including HPL, ColourCoat, ColourCoat High Gloss and ethically sourced real wood veneers for ultimate design flexibility.



- 01 Eliminate the need for communal handwashing and drying areas.
- 02 Strong and secure floor and ceiling fixing blocks for maximum privacy.

Main image
MyPod ColourCoat cubicle in Mid Grey with black effect fittings. 1300mm MyPod Mirror Box Unit with Solid Surface H2 vanity in Crystal, Light Grey ColourCoat underpanels and Hartley basin mixer taps in matt black.



Key features

- Choose from fully integrated sanitaryware, MyPod panelling, vanity units and concealed Mirror Box Units
- Compact washroom solution for space restricted areas
- Single occupancy concept prioritises safety and inclusivity for users
- Eliminate the need for communal handwashing facilities for improved washroom hygiene
- Self-closing hinges for a minimal look with clean lines
- Specify stainless steel and aluminium fittings in our standard, black, brass or bronze effect finishes
- Sleek and secure cubicle fixtures for added durability





MyPod

The integrated superloo design maximises washroom space while providing privacy and inclusivity, the ideal solution for gender neutral washrooms. Adaptable to be used in self-contained rooms, MyPod features fully integrated sanitaryware, panelling, vanity units and Mirror Box Units with concealed accessories.



01 MyPod's compact design maximises washroom space.



02 Self-contained washroom concept for optimum privacy.


See p90-91 for MyPod technical specifications.

Main image
MyPod panelling in Olive and Porcelain. 1300mm MyPod Mirror Box Unit with a MyPod Washtrough in Travertine and Soft Oak underpanels.

- Key features**
- Bespoke superloo design for various washroom configurations
 - Adaptable to be used in a self-contained room
 - Specify fully integrated sanitaryware, Vepps panelling, vanity units and concealed Mirror Box Units
 - Maximise available washroom space by specifying facilities in a standalone unit
 - Available to specify in HPL, ColourCoat, ColourCoat High Gloss and real wood veneer for endless design options

MyPod

MyPod can be specified with full height cubicles set into strong and secure floor and ceiling fixing blocks for maximum user privacy and durability. For a luxurious design, self-closing hinges provide a minimal and sleek look when cubicles are vacant. Further elevate the aesthetic of each superloo with stylish stainless steel and aluminium fittings in our standard, black, brass or bronze effect finishes for flexible colour and design combinations.



01 Self-closing hinges provide a sleek look when cubicles are vacant.

02 MyPod Mirror Box lighting allows limitless colour combinations

See p90-91 for MyPod technical specifications.

Main image

MyPod cubicles with floor and ceiling fixing blocks in Indigo with brass effect fittings. MyPod washtrough in Limestone and Soft Oak with Aquarius deck mounted A45 sensor taps in chrome.



Key features

Customisable configurations to suit any washroom setting

Full height doors and partitions for complete privacy


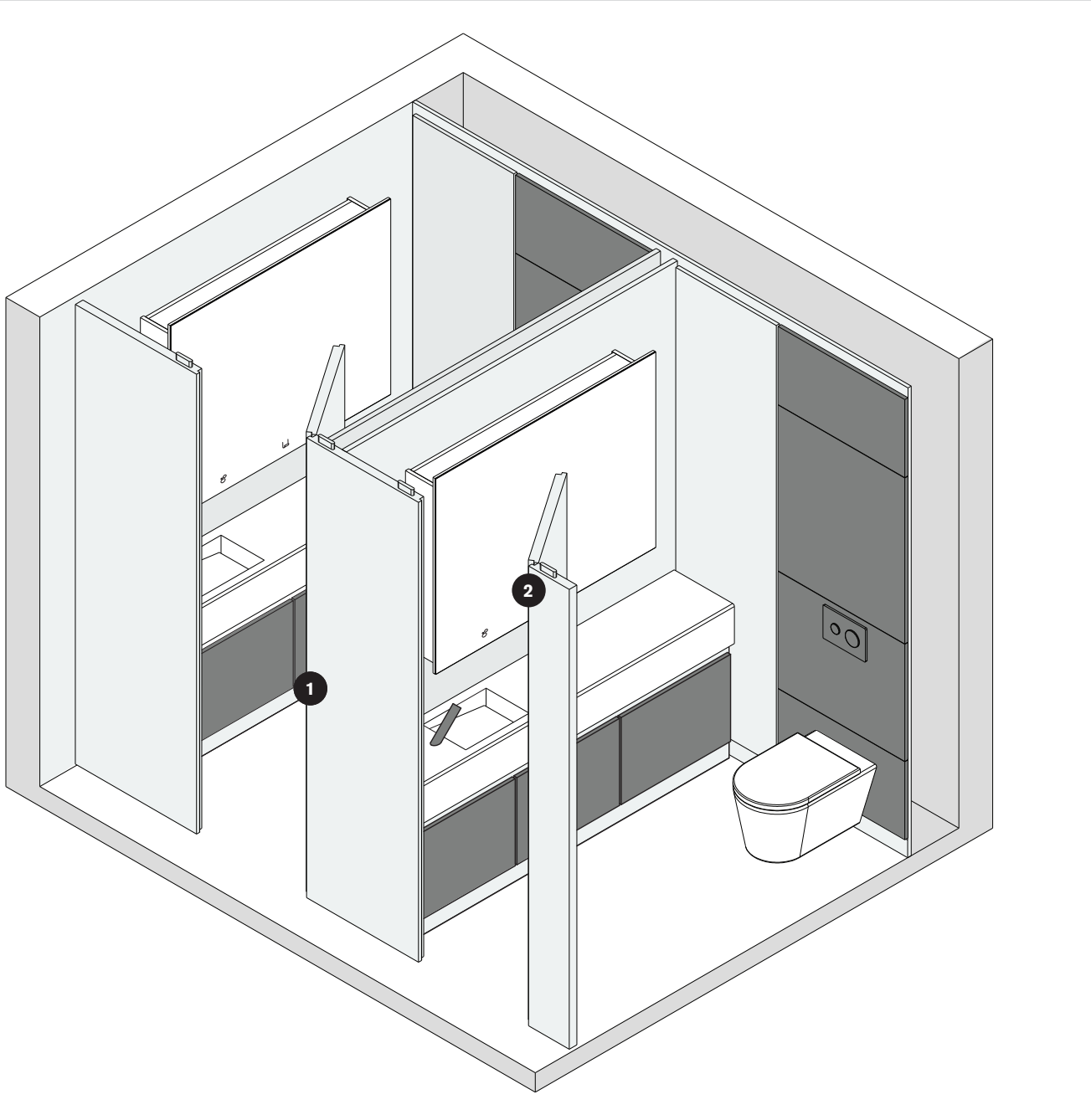
Self-closing hinges for a minimal, sleek look

Strong and secure cubicle fixing blocks at the floor and ceiling for optimum durability

Specify MyPod in 4 premium finishes for maximum washroom design flexibility

Elevate the design of MyPod with stainless steel and aluminium hardware in black, brass or bronze effect finishes

Technical Specifying MyPod



Dimensions

MyPod cubicles
Overall height
HPL: 2815mm
ColourCoat: 2815mm
ColourCoat High Gloss: 2815mm
Veneer: 2815mm

Maximum depth
HPL: 2090mm
ColourCoat: 2090mm
ColourCoat High Gloss: 2090mm
Veneer: 2090mm

Floor clearance
20mm to cubicle fronts.
Partitions taken to the floor in a privacy channel.

Minimum ceiling clearance
30mm above doors.
Partitions taken to the ceiling in a privacy channel.

MyPod Panelling
Maximum ceiling height
3000mm
Maximum heights subject to change with woodgrain colours. Bespoke heights available.

Skirting/baserail height
100mm

Top flashgap
50mm

Hinged panels
Hinged and lockable panels available up to 850mm width.

MyPod panelling is available in Vepps, Rapiduct and Frameduct.

MyPod Mirror Box Units
Height
1000mm

Width
Available in 5mm increments from 500mm up to 1300mm maximum.

Depth
210mm

MyPod Solid Surface Washtrough
Maximum Length
Depth: 355mm
Downstand: 200mm
Length: Bespoke. 3000mm maximum single trough.

MyPod Combi Unit
Maximum Length
Depth: 350mm
Downstand: 300mm
Length: Bespoke. 2770mm maximum single unit.

Performance

Available in four material options, MyPod is suitable for even the most prestigious environments allowing you to specify with confidence.

HPL
Doors and pilasters are 44mm nominal thickness with an MDF core, partitions are 25mm nominal thickness.

ColourCoat
Doors and pilasters are 44mm nominal thickness MDF, partitions are 25mm MDF, both are sprayed with a coat of primer and finished with 20% gloss pigmented lacquer.

ColourCoat High Gloss
Doors and pilasters are 44mm nominal thickness MDF, partitions are 25mm MDF, both are sprayed with a coat of primer and finished with 80% gloss pigmented lacquer.

Veneer
Doors and pilasters are 44mm nominal thickness MDF faced with real wood veneer, partitions are 25mm MDF core faced with real wood veneer. Door, pilaster and partition edging in complementing 0.5mm melamine lipping from the Venesta standard colour range.

Detailing

Panels and doors
Available in HPL, ColourCoat, ColourCoat High Gloss and Veneer.

Colour finish
HPL
34 colours from the standard range.
ColourCoat and ColourCoat High Gloss
Any RAL classic colour, excluding metallic and fluorescent colours.
Veneer
11 Alpi real wood veneers (varying price points).
Cubicle hardware
Stainless steel and aluminium. Optional choice of black, brass or bronze effect coatings.

Edge treatment
HPL
Matching 0.5mm melamine lipping.
ColourCoat
Edges are sprayed with one coat of primer and finished with 20% gloss pigmented polyurethane lacquer.
ColourCoat High Gloss
Edges are sprayed with one coat of primer and finished with 80% gloss pigmented polyurethane lacquer.
Veneer
0.5mm matching melamine lipping.

Cubicle hardware
Indicator bolt
Stainless steel aluminium hinge (lift off available). Optional choice of black, brass or bronze effect coatings.
Hinge
Stainless steel aluminium hinge (lift off available). Optional choice of black, brass or bronze effect coatings.
Fixing Blocks
Stainless steel aluminium fixing blocks to floor and ceiling. Optional choice of black, brass or bronze effect coatings.
Fixings
Partition to wall: Satin anodised aluminium H-channel and Z-clips.
Pilaster to partition: Steel Z-clips.
Pilaster to wall: Satin anodised aluminium H-channel and Z-clips.
All fixings listed above have optional choice of black, brass or bronze effect coatings.

Accessories
Coat hooks and toilet roll holders available.